



South Carolina NETWORK OF
Children's Advocacy Centers

Statewide CAC Service Report 2025



SCNCAC Statewide – 17 Primary & 14 Satellite CACs

This report summarizes the Children's Advocacy Center's (CACs) participation in the services the South Carolina Network of Children's Advocacy Centers (SCNCAC) provided during 2025. The report is broken down by service type into the following sections:

1. **CAC Service Volume**

SCNCAC provides aggregate data for stakeholders and policymakers to support CACs and the statewide response to child abuse. This section provides information on statewide CAC service numbers and regional and data.

2. **Technical Assistance**

SCNCAC provides technical assistance on demand for all CACs in South Carolina. This technical assistance is also provided for CAC multidisciplinary team (MDT) partners. This includes responses to email requests, phone calls, research inquiries, virtual meetings, and much more. Technical assistance for MDT partners is included in this statewide report but may not appear in individual CAC reports as many MDT partners have not listed a CAC affiliation.

3. **Funding**

SCNCAC provides a variety of funding opportunities to CACs across the state which includes state funding as well as private foundation and endowment funding. We have collated the funding provided to CACs over the reporting period on the Funding page of this report.

4. **Training and Networking**

SCNCAC offers multiple training and networking opportunities each year for CAC staff and MDT partners. These include live in-person and virtual trainings, self-paced eLearning courses, and membership networking and leadership meetings. We have summarized the training and networking activity of CAC staff and MDT partners on the Training and Networking page of this report.

Our hope is that this information gives a clear overview of SCNCAC services and demonstrates the value the services add to CACs in South Carolina. In addition, this report provides important information about overall CAC involvement which can lead to increased engagement and participation in the services provided by SCNCAC.

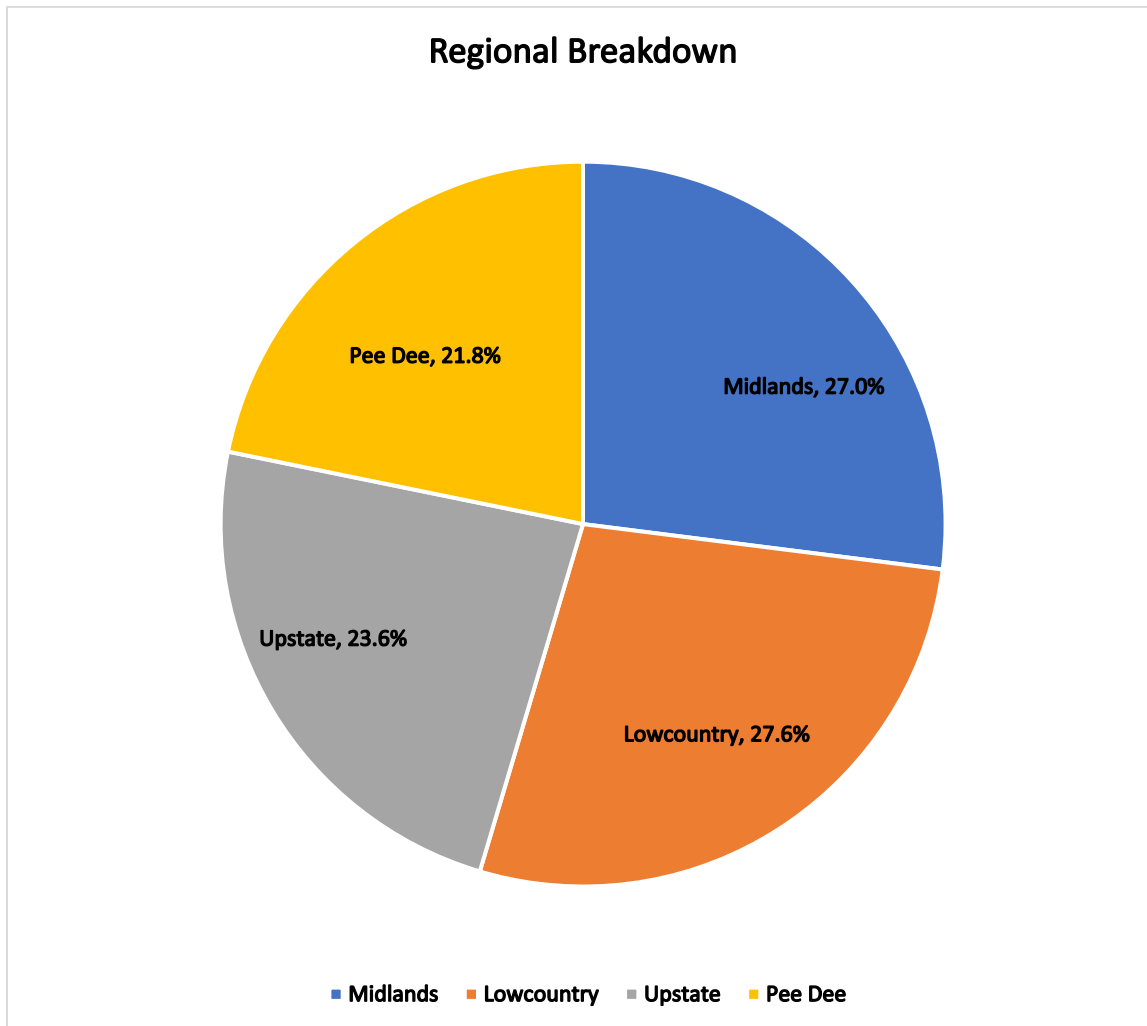


CAC Service Volume

A summary of regional service volumes compared to statewide totals

Region	Number of Primary CACs	Number of Satellite CACs	Total Children Served
Lowcountry	4	4	3,916
Midlands	6	3	3,829
Upstate	4	3	3,353
Pee Dee	3	4	3,086
Statewide	17	14	14,184

Regional percentage of the **14,184** total children served statewide in 2025



*"Children served" means the number of individual children who received help from a Children's Advocacy Center in South Carolina during 2025. Each child is counted only once, even if they came back multiple times or received different types of services like counseling, forensic interviews, or medical exams. This number tells us how many unique children the CAC network and individual CACs were able to help throughout the year, not how many appointments or services were provided. Note that this total may be higher than "new cases" as reported in NCA and VOCA reports since some children served in 2025 may have had their case opened and received a service in a previous year. **All service numbers are based on individual CACs data entry as of 3-9-26.**

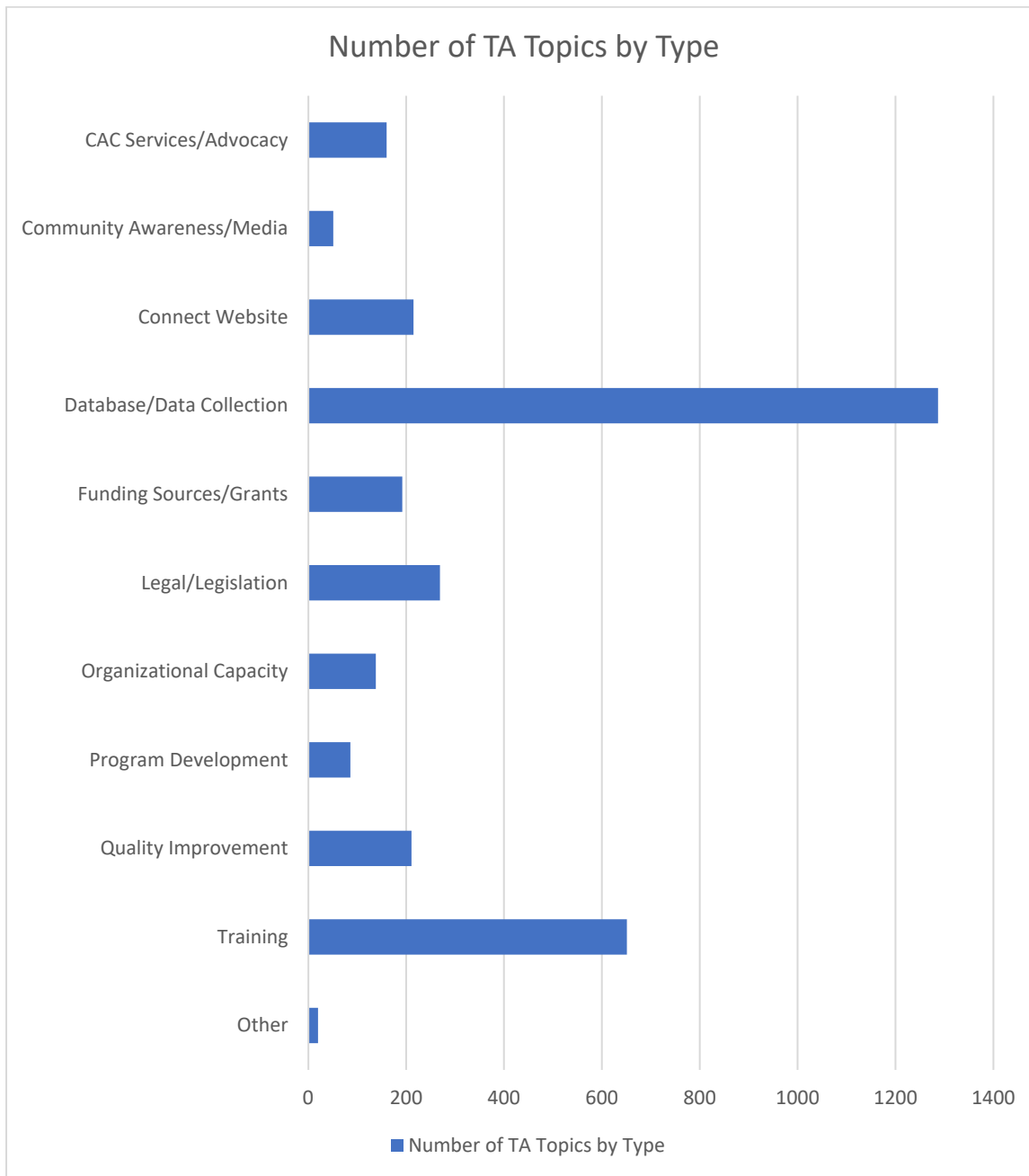


Technical Assistance Statewide

Summary for 2025 of total hours and types of technical assistance (TA) provided by SCNCAC

1,492.25 Total TA Hours

3,280 Total TA Requests





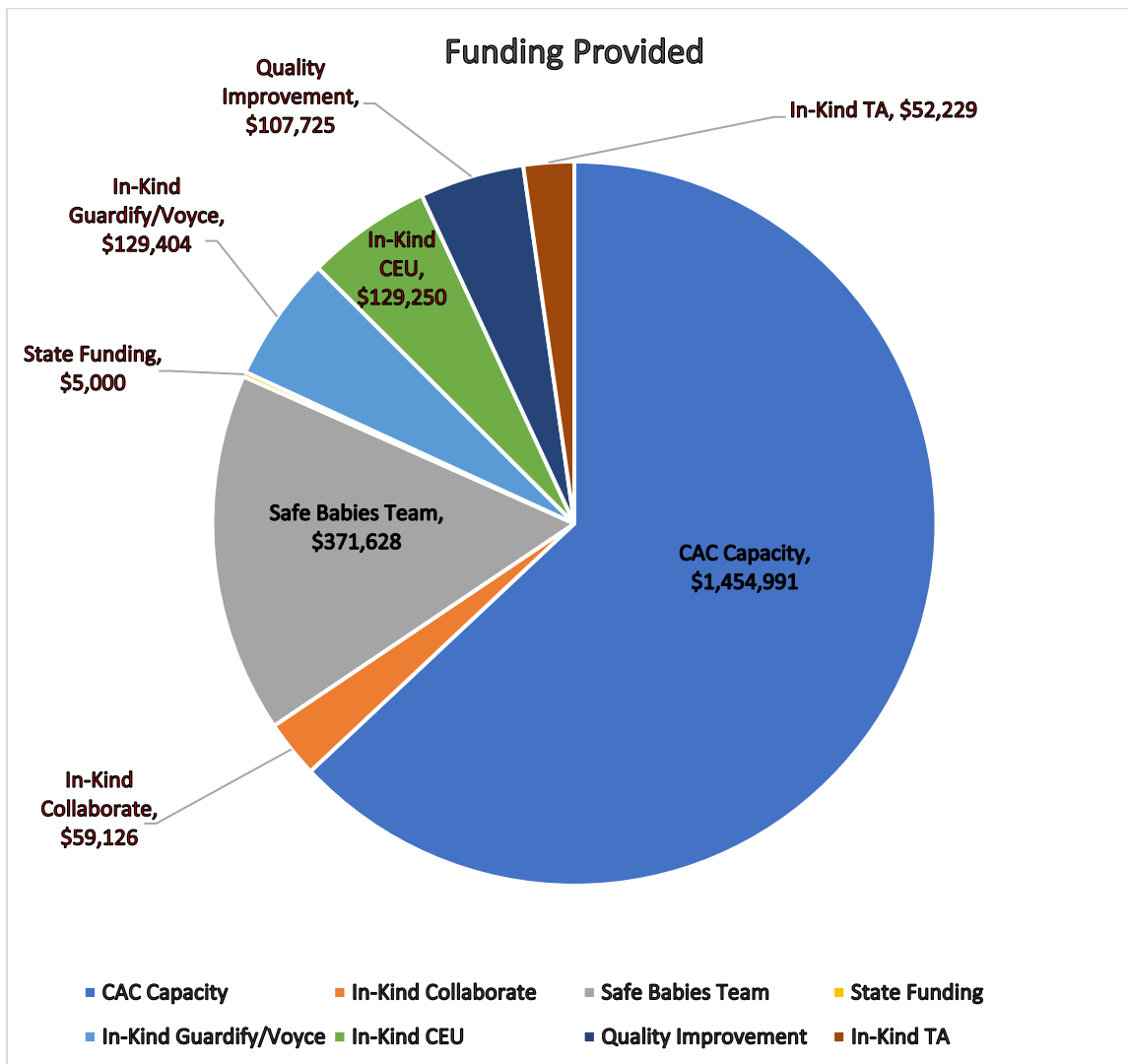
Funding Stipends & In-Kind Services to CACs

A summary of statewide CAC funding for 2025 provided by SCNCAC

\$2,309,353

 Total Funding Provided

Funding Categories

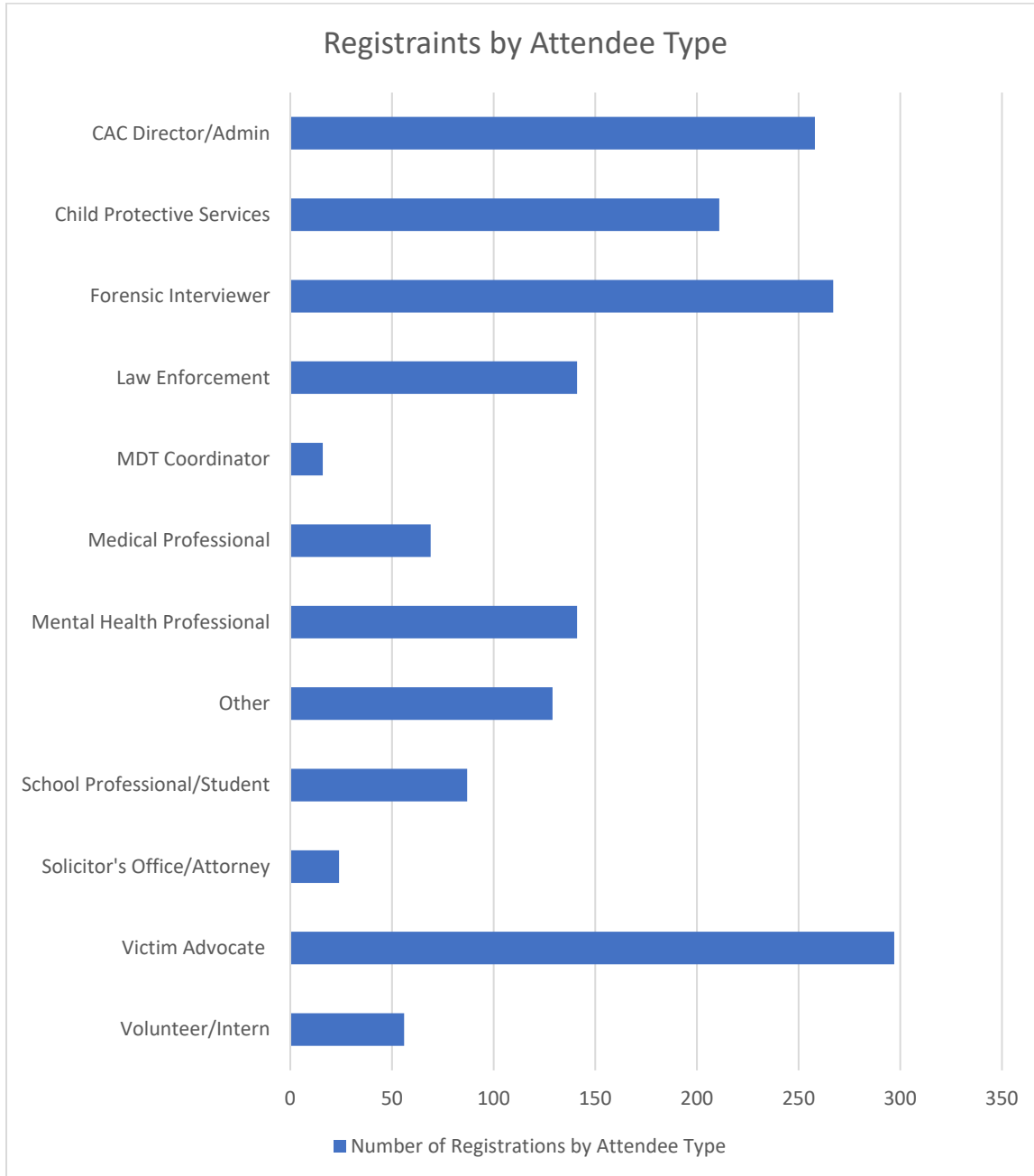


* In-kind funding reflects the per-CAC cost incurred by SCNCAC for services provided at no charge to member CACs. The value of in-kind Continuing Education (CEU) is calculated at \$25 per contact hour for those hours provided free of charge to members, while in-kind Technical Assistance is valued at \$35 per hour.



Training and Networking Statewide

1,696 Event Registrants **42** Individual Events **10,113** Contact Hours Provided



Event & Training Summary by Type

14 Virtual Trainings

9 In-person trainings

9 E-Learning Courses

8 Virtual Meetings

2 In-Person Meetings